

BOOM AND SCISSOR

# PRODUCT GUIDE




# ELECTRIC SCISSOR LIFTS



**MAINTENANCE FREE BATTERIES STANDARD**



**INDOOR & OUTDOOR CAPABLE**



	1430SE	1932ME
Working Height (Indoor/Outdoor)	19' (21' 3")	25' 7"
Platform Height (Indoor/Outdoor)	14' 9" (12' 5")	19'
Length Stowed	4' 8"	5' 11"
Width Stowed	2' 6"	2' 8"
Height Stowed - Rail Folded	5' 6"	6' 2"*
Platform Capacity	529 lbs	507 lbs
Gradeability	25%	25%
Batteries	12Vx2/115Ah	6Vx4/225Ah
Weight (Indoor/Outdoor)	1,941 lbs	3,473 lbs

\*Quick fold-rail option available

# STRAIGHT BOOMS



**INDUSTRY-LEADING 7" INTELLIGENT DISPLAY**



**TERRAINABILITY**



	TB660J Plus	TB870J Plus
Working Height	72' 2"	93' 6"
Platform Height	65' 7"	86' 11"
Length Stowed	32' 9"	41' 0"
Width Stowed	8' 2"	8' 2"
Height Stowed	9' 2"	9' 5"
Platform Capacity (Unrestricted/Restricted)	661lbs (1,000 lbs)	661lbs (1,000 lbs)
Gradeability	45% (4WD)	45% (4WD)
Tire Type & Size	36x14-20 Solid RT	385/65-24-10 Solid RT
Engine	Deutz TD2.9 L4 US Stage 4 55.4KW/2600rpm	Deutz TD2.9 L4 US Stage 4 55.4KW/2600rpm
Weight (Indoor/Outdoor)	26,951 lbs	37,478 lbs

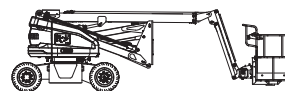
# ARTICULATED BOOMS



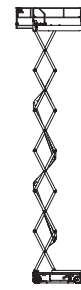
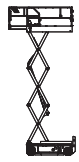
**ZERO EMISSIONS BATTERY POWERED**




**NARROW BODY**



	AB520EJ
Working Height	58' 1"
Platform Height	51' 6"
Length Stowed	22' 4"
Width Stowed	6' 3"
Height Stowed	6' 7"
Platform Capacity (Unrestricted)	507 lbs
Gradeability	30%
Tire Type & Size	240/55D17 Foam Filled Non-Marking
Batteries	8 x 6V/420 Ah
Weight (Indoor/Outdoor)	16,094 lbs



2132E	2732E	3346E	4047E	4655E PLUS
27' 3"	33' 2" (26' 3")	39' 5"	45' 7" (36)	51' 10" (34' 5")
20' 8"	26' 7" (19' 8")	32' 10"	39' (29' 5")	45' 3" (27' 10")
8'	8'	8'	8'	9'
2' 9"	2' 9"	3' 10"	3' 10"	4' 7"
6'	6' 5"	6' 1"	6' 6"	6' 6"
838 lbs	551 lbs	706 lbs	706 lbs	772 lbs
25%	25%	25%	25%	20%
6Vx4/225Ah	6Vx4/225Ah	6Vx4/240Ah	12Vx4/280Ah	12Vx4/280Ah
4,608 lbs	4,994 lbs	6,206 lbs	7,077 lbs	8,069 lbs



## ROUGH TERRAIN SCISSOR LIFTS



**TERRAINABILITY**



**EASY  
MAINTENANCE**

	4389RD	5389RD
Working Height	49' 6"	59' 9"
Platform Height	42' 11"	53' 2"
Length Stowed	16'	16'
Width Stowed	7' 5"	7' 5"
Height Stowed - Rail Folded	7' 5"	8' 1"
Platform Capacity	1,499 lbs	1,499 lbs
Gradeability	50%	40%
Tire Type & Size	33x12-20 Solid RT	33x12-20 Solid RT
Power Source	Yanmar - 48HP/3000 rpm	Yanmar - 48HP/3000 rpm
Weight (With Outriggers)	17,593 lbs	19,357 lbs

## PARTS, SERVICE & SUPPORT

No matter where you are, Sinoboam is here to support the quality and reliability you expect from our products.

Backed by a team with over **100 years** of North American industry knowledge, we understand how vital machine uptime is to you. That is why our team is made up of professionals with hands-on experience in the aerial industry.

Learn more at [sinoboam.us](https://sinoboam.us) today.



# SINOBOOM™

— NORTH AMERICA

## PARTNERS IN ACCESS™

Compliance with



Learn more about our industry leading warranty and our North American support team by visiting [www.sinoboom.us](http://www.sinoboom.us) today!

310 MASON CREEK DRIVE, UNIT #100 KATY, TX 77450 INFO@SINOBOOM.US

© 2022 Sinoboom North America LLC. This brochure is for reference only. Specifications listed are subject to change at any time. Consult the Operating Maintenance and Parts Manuals for proper procedures.